

Signify Classified - Internal
Cooper Lighting Solutions Photometric Lab
1121 Highway 74 South
Peachtree City, GA 30269



Scaled data based on original data using
LM-79-08 Approved Method: Electrical and Photometric Measurements of Solid-
State Lighting Products

Test Report Prepared for
Cooper Lighting Solutions
(formerly Eaton)

Brand: STREETWORKS

Report Number: P867542

Luminaire Tested: **MEM2-HTN-SA-60-727-U-T2U**

Issue Date: 08/21/2024



Test Information

Test Method: LM-79-08
Report Number: P867542
Test Lab: INNOVATION CENTER(G3)
Issue Date: 08/21/2024
Manufacturer: COOPER LIGHTING SOLUTIONS (FORMERLY EATON)
Product Line: STREETWORKS
Catalog Number: MEM2-HTN-SA-60-727-U-T2U
Description: EPIC MODERN TALL HOUSING DISCRETE LED ARRAYS 60W 70CRI 2700K
FIXTURE w/ TYPE II URBAN DISTRIBUTION OPTIC
Light Source: (20) 2700K CCT, 70 CRI LEDS
Ballast/Driver: ELECTRONIC DRIVER

Summary

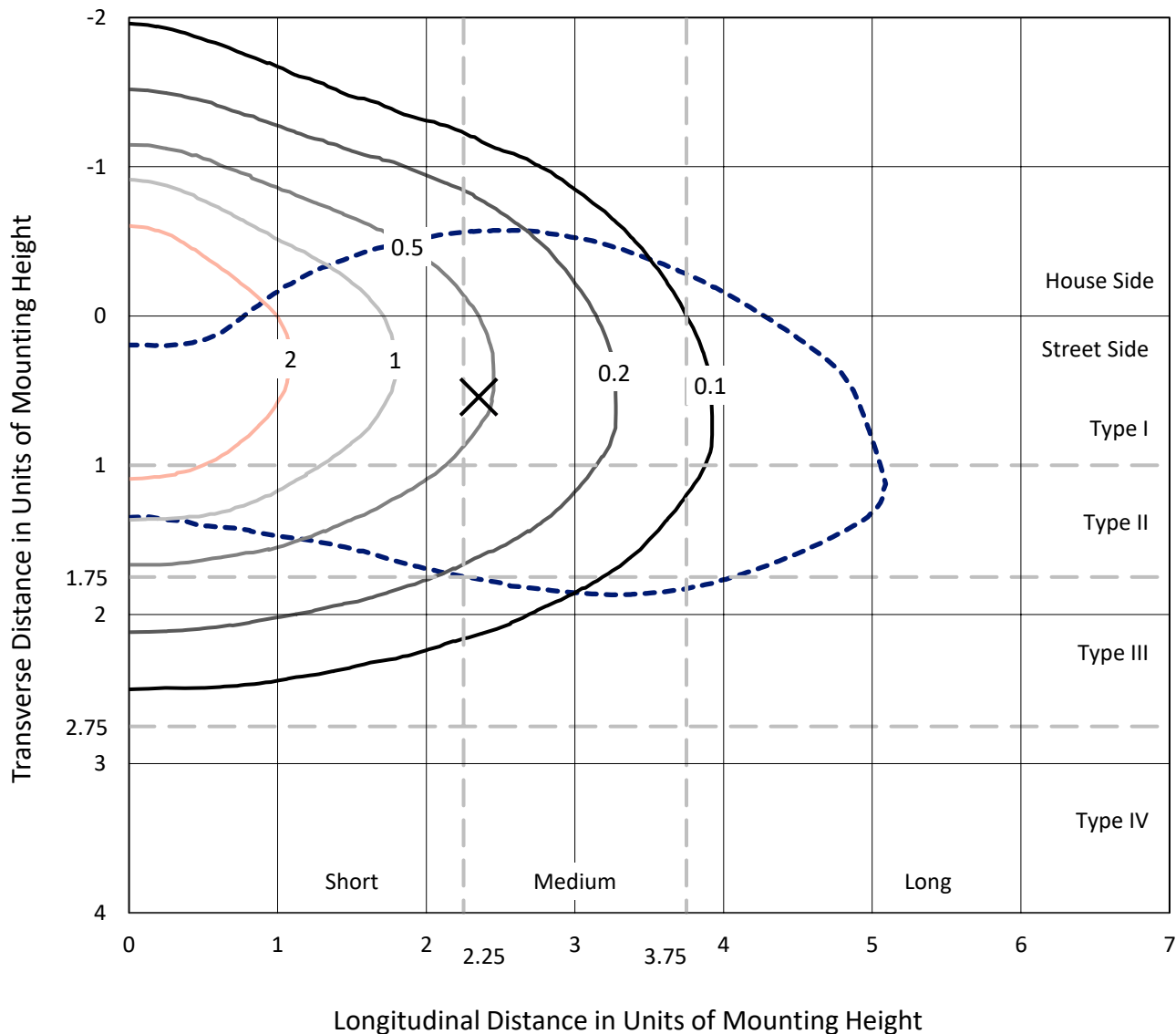
Lumens per Lamp: N/A
Luminaire Lumens: 8691.8 lumens
Efficiency: N/A
Efficacy: 142.5 lumens/watt
Luminous Opening: Rectangular (W 0.67' x L: 0.33' x H: 0')
IES Classification: Type III - Medium
BUG Rating: B2 - U0 - G2

Input Watts (W): 61
Input Voltage (V): 120
Input Current (A_{in}): NR
Voltage Rise (V): NR
Power Factor: 0.99
Total Harmonic Distortion (THDi): 9.89%
Frequency (hertz): 60
Stabilization Time: NR
Operation Time: NR
Ambient Temperature (°C): NR
Test Distance: 24 FT

REPORT NUMBER: P867542
 CATALOG NUMBER: MEM2-HTN-SA-60-727-U-T2U

Iso-Footcandle Lines of Horizontal Illumination

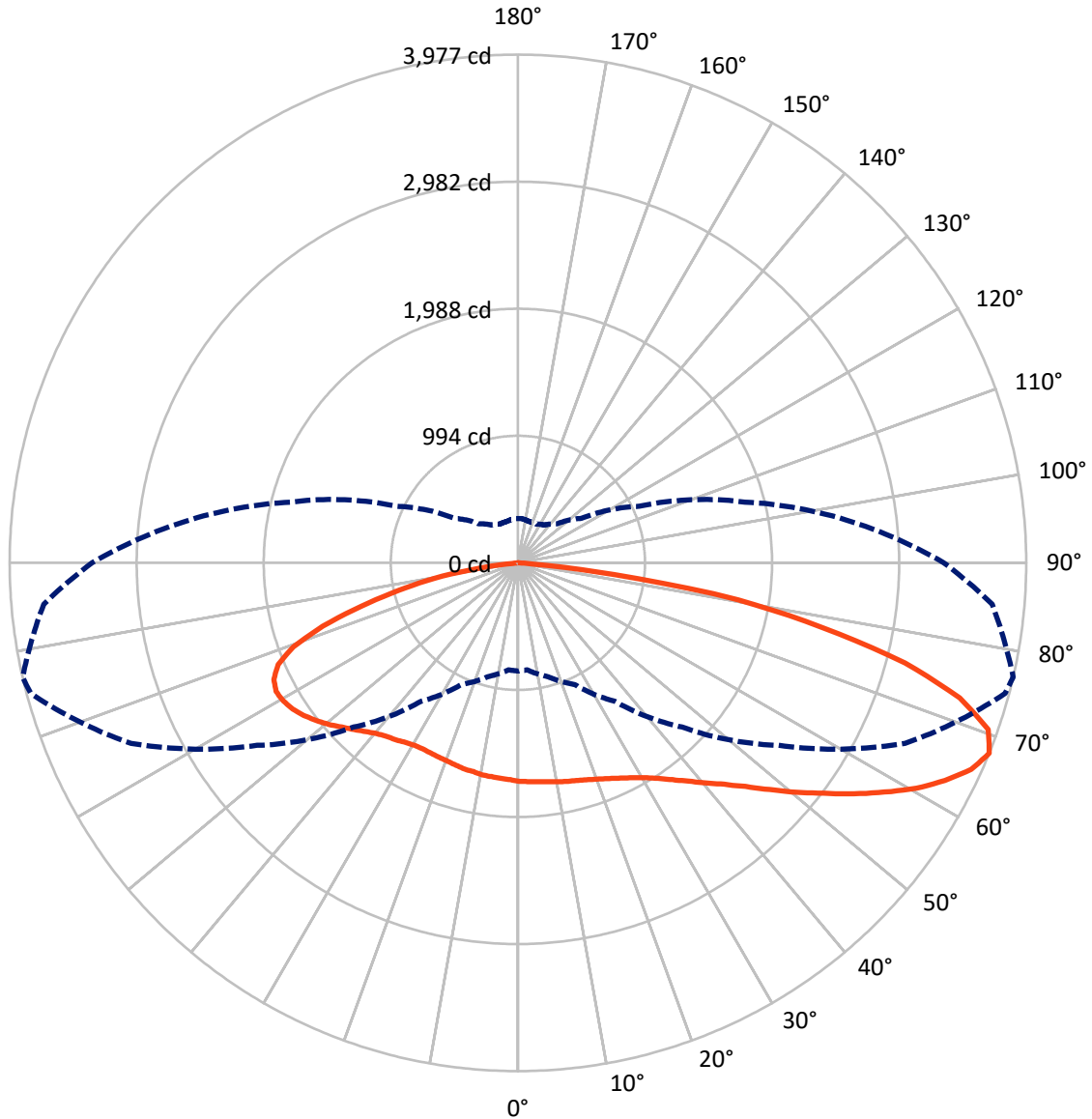
× Max cd
 - - - 1/2 Max cd



Based on 20 foot mounting height. Maximum calculated value = 4.7 fc
 Type III - Medium - N/A

REPORT NUMBER: P867542
CATALOG NUMBER: MEM2-HTN-SA-60-727-U-T2U

Luminous Intensity Polar Plot



— Vertical Plane Through 77-Deg Lateral - - - Horizontal Cone Through 67.5-Deg Vertical

REPORT NUMBER: P867542
 CATALOG NUMBER: MEM2-HTN-SA-60-727-U-T2U

FLUX DISTRIBUTION:

		Downward	Upward	Total
House Side	Lumens	2890.3	0.0	2890.3
	% Fixture	33.3	0.0	33.3
Street Side	Lumens	5801.5	0.0	5801.5
	% Fixture	66.7	0.0	66.7
Total	Lumens	8691.8	0.0	8691.8
	% Fixture	100.0	0.0	100.0

ZONAL LUMENS:

Zone	Lumens	% Fixture
0°-10°	164.3	1.9
10°-20°	498.1	5.7
20°-30°	839.8	9.7
30°-40°	1191.7	13.7
40°-50°	1507.8	17.3
50°-60°	1651.7	19.0
60°-70°	1596.7	18.4
70°-80°	1073.8	12.4
80°-90°	167.8	1.9
90°-100°	0.0	0.0
100°-110°	0.0	0.0
110°-120°	0.0	0.0
120°-130°	0.0	0.0
130°-140°	0.0	0.0
140°-150°	0.0	0.0
150°-160°	0.0	0.0
160°-170°	0.0	0.0
170°-180°	0.0	0.0
0°-90°	8691.8	100.0
0°-180°	8691.8	100.0

Coefficient of Utilization



REPORT NUMBER: P867542

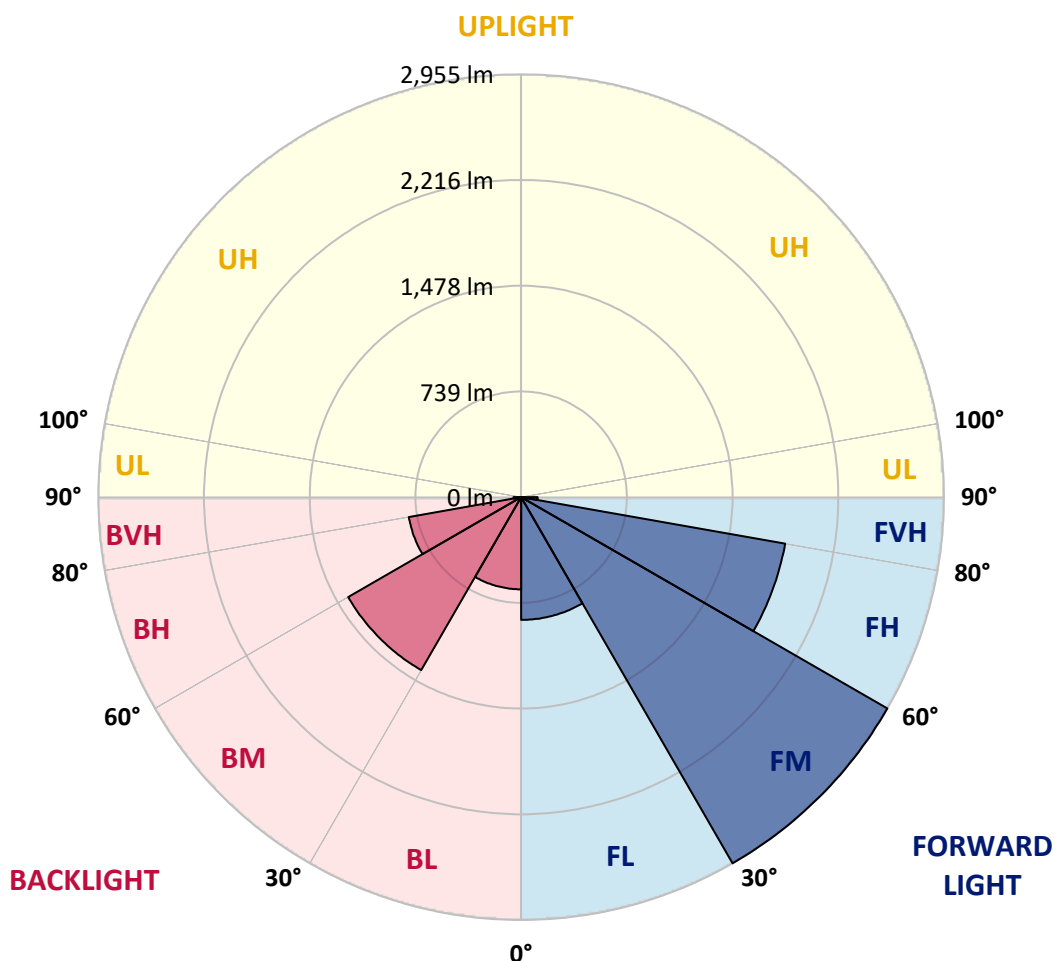
CATALOG NUMBER: MEM2-HTN-SA-60-727-U-T2U

LUMINAIRE CLASSIFICATION SYSTEM LUMEN TABLE AND BUG RATING:

Zone	Lumens	% Fixture	Zone Rating/Lumen Limit		
			B	U	G
FL (0°-30°)	857.9	9.9			
FM (30°-60°)	2955.3	34.0			
FH (60°-80°)	1873.3	21.6			G2/5000
FVH (80°-90°)	114.9	1.3			G2/225
BL (0°-30°)	644.3	7.4	B2/1000		
BM (30°-60°)	1396.0	16.1	B2/2500		
BH (60°-80°)	797.2	9.2	B2/1000		G2/1000
BVH (80°-90°)	52.9	0.6			G1/100
UL (90°-100°)	0.0	0.0		U0/0	
UH (100°-180°)	0.0	0.0		U0/0	

BUG Rating: B2-U0-G2

Type III Medium





REPORT NUMBER: P867542

CATALOG NUMBER: MEM2-HTN-SA-60-727-U-T2U

CANDELA DISTRIBUTION (FULL):

	0°	5°	15°	25°	35°	45°	55°	65°	75°	77°	85°
0°	1708.9	1708.9	1708.9	1708.9	1708.9	1708.9	1708.9	1708.9	1708.9	1708.9	1708.9
2.5°	1746.7	1745.0	1736.4	1739.8	1729.5	1736.4	1726.1	1717.5	1715.8	1714.1	1715.8
5°	1801.7	1793.1	1784.5	1779.4	1770.8	1767.3	1750.2	1733.0	1722.6	1720.9	1717.5
7.5°	1865.3	1861.9	1849.9	1843.0	1818.9	1806.9	1782.8	1751.9	1736.4	1729.5	1720.9
10°	1930.7	1939.3	1923.8	1910.0	1882.5	1856.7	1815.5	1775.9	1745.0	1741.6	1722.6
12.5°	2011.5	2009.8	1999.4	1975.4	1942.7	1906.6	1856.7	1801.7	1760.5	1753.6	1726.1
15°	2083.7	2082.0	2068.2	2045.9	2002.9	1958.2	1891.1	1827.5	1775.9	1765.6	1733.0
17.5°	2150.7	2147.3	2138.7	2114.6	2061.3	2006.3	1941.0	1856.7	1794.9	1782.8	1738.1
20°	2209.2	2212.6	2202.3	2178.2	2128.4	2069.9	1987.4	1894.6	1818.9	1805.2	1753.6
22.5°	2272.8	2274.5	2269.4	2260.8	2197.2	2135.3	2045.9	1937.6	1846.4	1832.7	1770.8
25°	2339.8	2341.6	2345.0	2339.8	2267.6	2200.6	2106.0	1990.8	1884.3	1865.3	1794.9
27.5°	2417.2	2418.9	2425.8	2415.5	2338.1	2267.6	2173.1	2047.6	1923.8	1903.2	1815.5
30°	2504.9	2511.8	2506.6	2503.2	2413.8	2345.0	2240.1	2106.0	1975.4	1949.6	1851.6
32.5°	2609.8	2608.0	2597.7	2587.4	2496.3	2424.1	2315.8	2181.7	2039.0	2009.8	1910.0
35°	2685.4	2685.4	2669.9	2664.8	2580.5	2504.9	2398.3	2265.9	2111.2	2083.7	1971.9
37.5°	2731.8	2738.7	2726.7	2730.1	2649.3	2578.8	2480.8	2351.9	2190.3	2166.2	2047.6
40°	2749.0	2766.2	2776.5	2790.3	2709.5	2649.3	2568.5	2444.7	2291.7	2264.2	2138.7
42.5°	2752.5	2778.2	2814.3	2843.6	2752.5	2702.6	2652.7	2539.3	2391.4	2367.4	2238.4
45°	2735.3	2723.2	2810.9	2814.3	2776.5	2745.6	2726.7	2652.7	2535.8	2496.3	2362.2
47.5°	2604.6	2590.9	2614.9	2725.0	2747.3	2764.5	2802.3	2785.1	2680.3	2649.3	2504.9
50°	2393.1	2386.3	2482.5	2601.2	2675.1	2762.8	2864.2	2912.3	2840.1	2821.2	2685.4
52.5°	2044.1	2025.2	2221.2	2451.6	2580.5	2745.6	2907.2	3043.0	3020.7	2993.1	2840.1
55°	1822.4	1822.4	1954.7	2241.9	2460.2	2683.7	2934.7	3180.5	3220.1	3189.1	3017.2
57.5°	1585.1	1604.0	1741.6	1939.3	2286.6	2570.2	2931.3	3295.7	3412.6	3383.4	3204.6
60°	1382.2	1397.7	1476.8	1676.2	2082.0	2420.6	2893.4	3390.3	3591.4	3581.1	3369.7
62.5°	1175.9	1194.9	1258.5	1445.9	1812.0	2248.7	2814.3	3441.9	3759.9	3749.6	3536.4
65°	1010.9	1012.6	1076.2	1232.7	1542.1	2040.7	2675.1	3431.5	3890.6	3897.5	3677.4
67.5°	845.9	840.7	923.2	1050.4	1322.1	1817.2	2489.4	3340.4	3945.6	3976.5	3723.8
70°	622.4	629.2	744.4	885.4	1117.5	1559.3	2229.8	3163.3	3856.2	3904.3	3617.2
72.5°	467.6	481.4	593.1	739.3	933.5	1301.4	1946.1	2855.6	3606.9	3613.8	3292.3
75°	379.9	383.4	483.1	613.8	765.0	1043.6	1562.8	2384.5	3049.9	3129.0	2797.2
77.5°	323.2	319.8	367.9	495.1	617.2	833.8	1177.7	1813.8	2394.9	2431.0	2190.3
80°	275.1	273.4	290.5	400.6	483.1	594.8	806.3	1263.6	1708.9	1748.4	1555.9
82.5°	144.4	154.7	151.3	247.6	273.4	312.9	386.8	574.2	746.1	756.5	715.2
85°	6.9	6.9	6.9	10.3	17.2	27.5	53.3	53.3	58.5	111.7	127.2
87.5°	1.7	1.7	3.4	3.4	3.4	5.2	5.2	6.9	6.9	6.9	6.9
90°	0.0	0.0	0.0	0.0	0.0	0.0	0.0	0.0	0.0	0.0	0.0



REPORT NUMBER: P867542

CATALOG NUMBER: MEM2-HTN-SA-60-727-U-T2U

CANDELA DISTRIBUTION (continued):

	90°	95°	105°	115°	125°	135°	145°	155°	165°	175°	180°
0°	1708.9	1708.9	1708.9	1708.9	1708.9	1708.9	1708.9	1708.9	1708.9	1708.9	1708.9
2.5°	1712.3	1705.5	1695.1	1696.9	1695.1	1695.1	1686.5	1679.7	1678.0	1681.4	1688.3
5°	1714.1	1703.7	1688.3	1683.1	1678.0	1674.5	1660.8	1650.4	1645.3	1648.7	1650.4
7.5°	1714.1	1698.6	1681.4	1671.1	1657.3	1647.0	1631.5	1617.8	1610.9	1612.6	1616.1
10°	1710.6	1693.4	1679.7	1659.0	1636.7	1624.7	1600.6	1583.4	1574.8	1576.5	1567.9
12.5°	1710.6	1691.7	1664.2	1645.3	1614.3	1588.6	1569.6	1550.7	1543.9	1537.0	1533.5
15°	1712.3	1688.3	1660.8	1621.2	1585.1	1557.6	1533.5	1521.5	1511.2	1507.7	1509.5
17.5°	1712.3	1688.3	1647.0	1600.6	1559.3	1524.9	1504.3	1490.6	1487.1	1483.7	1483.7
20°	1720.9	1690.0	1635.0	1580.0	1528.4	1492.3	1473.4	1464.8	1464.8	1459.6	1459.6
22.5°	1734.7	1693.4	1628.1	1562.8	1502.6	1463.0	1442.4	1432.1	1437.3	1433.8	1432.1
25°	1750.2	1705.5	1619.5	1538.7	1468.2	1426.9	1406.3	1399.4	1397.7	1389.1	1401.2
27.5°	1762.2	1714.1	1614.3	1514.6	1437.3	1389.1	1363.3	1351.3	1342.7	1346.1	1342.7
30°	1794.9	1738.1	1616.1	1494.0	1402.9	1344.4	1313.5	1299.7	1296.3	1296.3	1296.3
32.5°	1839.6	1769.1	1628.1	1485.4	1370.2	1301.4	1263.6	1249.9	1246.4	1239.6	1243.0
35°	1896.3	1815.5	1647.0	1471.6	1344.4	1251.6	1210.3	1191.4	1186.3	1179.4	1179.4
37.5°	1959.9	1861.9	1660.8	1464.8	1310.0	1200.0	1153.6	1129.5	1126.1	1119.2	1122.6
40°	2040.7	1925.5	1683.1	1451.0	1270.5	1153.6	1091.7	1052.2	1060.8	1064.2	1071.1
42.5°	2131.8	2006.3	1717.5	1437.3	1239.6	1105.5	1014.3	974.8	985.1	981.7	988.5
45°	2255.6	2100.9	1760.5	1432.1	1201.7	1047.0	935.3	890.6	887.1	882.0	885.4
47.5°	2384.5	2214.3	1801.7	1421.8	1160.5	974.8	845.9	789.1	775.4	768.5	761.6
50°	2518.6	2327.8	1849.9	1414.9	1105.5	894.0	756.5	691.1	665.3	656.7	648.1
52.5°	2669.9	2449.9	1891.1	1397.7	1045.3	809.7	675.7	601.7	572.5	555.3	557.0
55°	2829.8	2561.6	1929.0	1377.1	976.5	730.7	594.8	533.0	503.7	498.6	498.6
57.5°	2977.7	2676.8	1956.5	1341.0	907.7	653.3	527.8	474.5	460.7	467.6	467.6
60°	3129.0	2769.6	1970.2	1301.4	837.3	588.0	481.4	438.4	431.5	445.3	447.0
62.5°	3251.0	2843.6	1966.8	1246.4	759.9	531.2	436.7	402.3	405.7	429.8	435.0
65°	3338.7	2879.7	1923.8	1163.9	686.0	481.4	397.1	364.5	364.5	381.7	386.8
67.5°	3331.8	2833.3	1837.8	1048.7	606.9	431.5	361.0	335.2	335.2	347.3	345.6
70°	3190.9	2673.4	1674.5	909.5	529.5	388.5	330.1	311.2	309.5	314.6	312.9
72.5°	2852.2	2348.4	1420.1	751.3	457.3	345.6	299.1	282.0	278.5	271.6	266.5
75°	2353.6	1929.0	1108.9	598.3	386.8	304.3	269.9	254.4	240.7	249.3	244.1
77.5°	1825.8	1480.2	825.2	464.2	314.6	264.8	240.7	223.5	220.1	251.0	240.7
80°	1332.4	1022.9	582.8	331.8	244.1	214.9	201.1	187.4	237.3	318.1	316.3
82.5°	591.4	493.4	266.5	158.2	113.5	94.6	79.1	89.4	149.6	146.1	151.3
85°	53.3	55.0	29.2	18.9	12.0	10.3	6.9	6.9	5.2	5.2	5.2
87.5°	6.9	6.9	5.2	5.2	3.4	3.4	3.4	3.4	1.7	1.7	1.7
90°	0.0	0.0	0.0	0.0	0.0	0.0	0.0	0.0	0.0	0.0	0.0

LM-79-2019: Approved Method: Electrical and Photometric Measurements of Solid-
State Lighting Products

Report Prepared for

Cooper Lighting Solutions

Streetworks

Report Number: SP1-2407-157-3

Test Date: 08/07/2024

Luminaire Tested: MEM2-HTN-SA-30-727-U-5WQ-2

Data in this report applies to families of products including MEM2-HTN-SA-30-727-U-5WQ-2

Test Information

Test Method: LM-79-2019
 Report Number: SP1-2407-157-3
 Test Lab: COOPER LIGHTING SOLUTIONS
 Photometer: SP1 - 76IN SPHERE
 Measurement Geometry: 4π
 Issue Date: 08/20/2024
 Manufacturer: COOPER LIGHTING SOLUTIONS
 Product Line: Streetworks
 Catalog Number: **MEM2-HTN-SA-30-727-U-5WQ-2**
 Description: Epic Modern Light Square 30W 5WQ Optic and Flare Trim

Spectral Parameters

CCT (K): 2747
 CIE u': 0.2606
 CIE v': 0.5257
 Duv: -0.0005
 CIE x: 0.4552
 CIE y: 0.4082
 CIE z: 0.1366
 Peak Wavelength (nm): 597
 Dominant Wavelength (nm): 584
 Purity: 59.16856
 Rf: 75.5
 Rg: 93.6

CRI (Ra):	71.7		
R1:	68.1	R9:	-35.3
R2:	83.9	R10:	64.2
R3:	94.7	R11:	61.7
R4:	66.3	R12:	53.9
R5:	67.4	R13:	71.2
R6:	78.7	R14:	97.6
R7:	75.0	R15:	59.3
R8:	39.4		



Test Conditions

Stabilization Time: 22M
 Operation Time: 1H 22M
 Sphere Temperature (°C): 24.2

REPORT NUMBER: SP1-2407-157-3

Measurement and Test Equipment			
Instrument	Identification Number	Calibration Date	Calibration Due Date
Photometer	IN0058	6/18/2024	12/18/2024
Power Meter	INXT2011004	2/8/2024	2/8/2025
AC Power Source	IN0063	10/24/2023	10/24/2024
DC Power Source	IN0208	10/24/2023	10/24/2024
Sphere Thermometer	IN0085	10/24/2023	10/24/2024
Room Thermometer	IN0046	10/24/2023	10/24/2024

REPORT NUMBER: SP1-2407-157-3

CIE 1931 Chromaticity Diagram



CIE 1931 Chromaticity Diagram with 2017 ANSI 7-Step and 4-Step Quadrangles



Point lies inside the ANSI 2700K 4-step quadrangle

REPORT NUMBER: SP1-2407-157-3

Photopic Flux vs. Wavelength



Photopic Lumens: NR

λ (nm)	Power W [^] /nm	Lumens (ϕ /nm)	λ (nm)	Power W [^] /nm	Lumens (ϕ /nm)	λ (nm)	Power W [^] /nm	Lumens (ϕ /nm)	λ (nm)	Power W [^] /nm	Lumens (ϕ /nm)	λ (nm)	Power W [^] /nm	Lumens (ϕ /nm)
360	0	NR	490	103	NR	620	846	NR	750	20	NR	880	0	NR
365	0	NR	495	130	NR	625	784	NR	755	17	NR	885	1	NR
370	0	NR	500	171	NR	630	720	NR	760	15	NR	890	0	NR
375	0	NR	505	221	NR	635	652	NR	765	13	NR	895	0	NR
380	0	NR	510	268	NR	640	587	NR	770	11	NR	900	0	NR
385	0	NR	515	313	NR	645	521	NR	775	9	NR	905	0	NR
390	0	NR	520	350	NR	650	461	NR	780	8	NR	910	0	NR
395	0	NR	525	381	NR	655	406	NR	785	7	NR	915	0	NR
400	0	NR	530	407	NR	660	353	NR	790	6	NR	920	0	NR
405	2	NR	535	435	NR	665	307	NR	795	5	NR	925	0	NR
410	4	NR	540	462	NR	670	264	NR	800	4	NR	930	0	NR
415	9	NR	545	496	NR	675	227	NR	805	4	NR	935	0	NR
420	20	NR	550	534	NR	680	196	NR	810	3	NR	940	0	NR
425	38	NR	555	582	NR	685	167	NR	815	3	NR	945	0	NR
430	69	NR	560	638	NR	690	144	NR	820	2	NR	950	0	NR
435	120	NR	565	700	NR	695	122	NR	825	2	NR	955	0	NR
440	193	NR	570	767	NR	700	103	NR	830	2	NR	960	0	NR
445	316	NR	575	836	NR	705	88	NR	835	2	NR	965	0	NR
450	469	NR	580	898	NR	710	74	NR	840	1	NR	970	0	NR
455	431	NR	585	947	NR	715	63	NR	845	1	NR	975	0	NR
460	264	NR	590	982	NR	720	54	NR	850	1	NR	980	0	NR
465	197	NR	595	997	NR	725	46	NR	855	1	NR	985	0	NR
470	155	NR	600	997	NR	730	39	NR	860	1	NR	990	0	NR
475	108	NR	605	978	NR	735	33	NR	865	1	NR	995	0	NR
480	90	NR	610	947	NR	740	28	NR	870	1	NR	1000	0	NR
485	92	NR	615	900	NR	745	24	NR	875	1	NR			

REPORT NUMBER: SP1-2407-157-3

Scotopic Flux vs. Wavelength



Scotopic Lumens: NR

S/P: 1.13

λ (nm)	Power W [^] /nm	Lumens (φ/nm)	λ (nm)	Power W [^] /nm	Lumens (φ/nm)	λ (nm)	Power W [^] /nm	Lumens (φ/nm)	λ (nm)	Power W [^] /nm	Lumens (φ/nm)	λ (nm)	Power W [^] /nm	Lumens (φ/nm)
360	0	NR	490	103	NR	620	846	NR	750	20	NR	880	0	NR
365	0	NR	495	130	NR	625	784	NR	755	17	NR	885	1	NR
370	0	NR	500	171	NR	630	720	NR	760	15	NR	890	0	NR
375	0	NR	505	221	NR	635	652	NR	765	13	NR	895	0	NR
380	0	NR	510	268	NR	640	587	NR	770	11	NR	900	0	NR
385	0	NR	515	313	NR	645	521	NR	775	9	NR	905	0	NR
390	0	NR	520	350	NR	650	461	NR	780	8	NR	910	0	NR
395	0	NR	525	381	NR	655	406	NR	785	7	NR	915	0	NR
400	0	NR	530	407	NR	660	353	NR	790	6	NR	920	0	NR
405	2	NR	535	435	NR	665	307	NR	795	5	NR	925	0	NR
410	4	NR	540	462	NR	670	264	NR	800	4	NR	930	0	NR
415	9	NR	545	496	NR	675	227	NR	805	4	NR	935	0	NR
420	20	NR	550	534	NR	680	196	NR	810	3	NR	940	0	NR
425	38	NR	555	582	NR	685	167	NR	815	3	NR	945	0	NR
430	69	NR	560	638	NR	690	144	NR	820	2	NR	950	0	NR
435	120	NR	565	700	NR	695	122	NR	825	2	NR	955	0	NR
440	193	NR	570	767	NR	700	103	NR	830	2	NR	960	0	NR
445	316	NR	575	836	NR	705	88	NR	835	2	NR	965	0	NR
450	469	NR	580	898	NR	710	74	NR	840	1	NR	970	0	NR
455	431	NR	585	947	NR	715	63	NR	845	1	NR	975	0	NR
460	264	NR	590	982	NR	720	54	NR	850	1	NR	980	0	NR
465	197	NR	595	997	NR	725	46	NR	855	1	NR	985	0	NR
470	155	NR	600	997	NR	730	39	NR	860	1	NR	990	0	NR
475	108	NR	605	978	NR	735	33	NR	865	1	NR	995	0	NR
480	90	NR	610	947	NR	740	28	NR	870	1	NR	1000	0	NR
485	92	NR	615	900	NR	745	24	NR	875	1	NR			

REPORT NUMBER: SP1-2407-157-3

Melanopic Flux vs. Wavelength



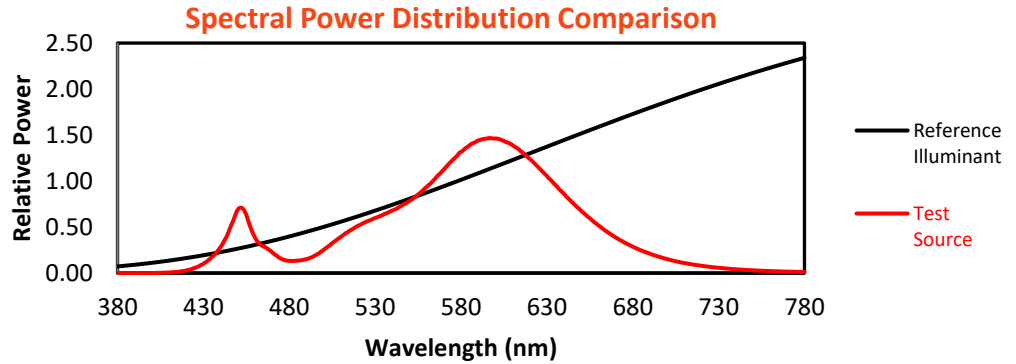
Melanopic Lumens: NR

M/P: 2.04

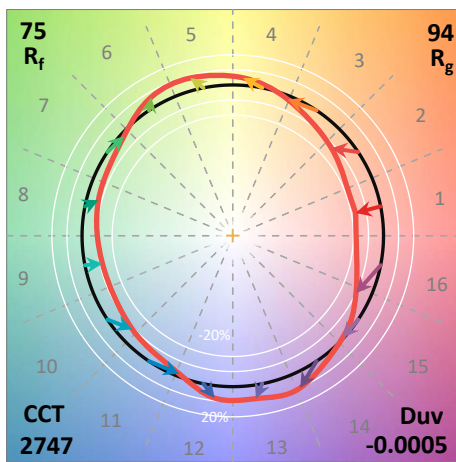
λ (nm)	Power W [^] /nm	Lumens (φ/nm)	λ (nm)	Power W [^] /nm	Lumens (φ/nm)	λ (nm)	Power W [^] /nm	Lumens (φ/nm)	λ (nm)	Power W [^] /nm	Lumens (φ/nm)	λ (nm)	Power W [^] /nm	Lumens (φ/nm)
360	0	NR	490	103	NR	620	846	NR	750	20	NR	880	0	NR
365	0	NR	495	130	NR	625	784	NR	755	17	NR	885	1	NR
370	0	NR	500	171	NR	630	720	NR	760	15	NR	890	0	NR
375	0	NR	505	221	NR	635	652	NR	765	13	NR	895	0	NR
380	0	NR	510	268	NR	640	587	NR	770	11	NR	900	0	NR
385	0	NR	515	313	NR	645	521	NR	775	9	NR	905	0	NR
390	0	NR	520	350	NR	650	461	NR	780	8	NR	910	0	NR
395	0	NR	525	381	NR	655	406	NR	785	7	NR	915	0	NR
400	0	NR	530	407	NR	660	353	NR	790	6	NR	920	0	NR
405	2	NR	535	435	NR	665	307	NR	795	5	NR	925	0	NR
410	4	NR	540	462	NR	670	264	NR	800	4	NR	930	0	NR
415	9	NR	545	496	NR	675	227	NR	805	4	NR	935	0	NR
420	20	NR	550	534	NR	680	196	NR	810	3	NR	940	0	NR
425	38	NR	555	582	NR	685	167	NR	815	3	NR	945	0	NR
430	69	NR	560	638	NR	690	144	NR	820	2	NR	950	0	NR
435	120	NR	565	700	NR	695	122	NR	825	2	NR	955	0	NR
440	193	NR	570	767	NR	700	103	NR	830	2	NR	960	0	NR
445	316	NR	575	836	NR	705	88	NR	835	2	NR	965	0	NR
450	469	NR	580	898	NR	710	74	NR	840	1	NR	970	0	NR
455	431	NR	585	947	NR	715	63	NR	845	1	NR	975	0	NR
460	264	NR	590	982	NR	720	54	NR	850	1	NR	980	0	NR
465	197	NR	595	997	NR	725	46	NR	855	1	NR	985	0	NR
470	155	NR	600	997	NR	730	39	NR	860	1	NR	990	0	NR
475	108	NR	605	978	NR	735	33	NR	865	1	NR	995	0	NR
480	90	NR	610	947	NR	740	28	NR	870	1	NR	1000	0	NR
485	92	NR	615	900	NR	745	24	NR	875	1	NR			

Summary

$R_f = 75.5$
 $R_g = 93.6$
 $CIE R_a = 71.7$
 $R_g = -35.3$

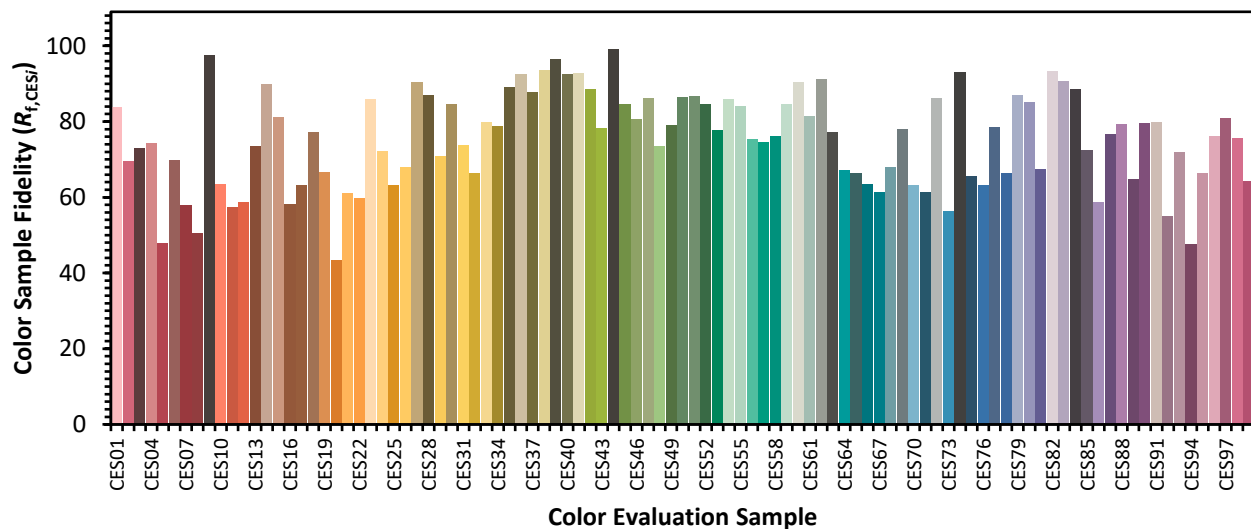


Color Vector Graphics



Individual Sample Fidelity Index ($R_{f,i}$)

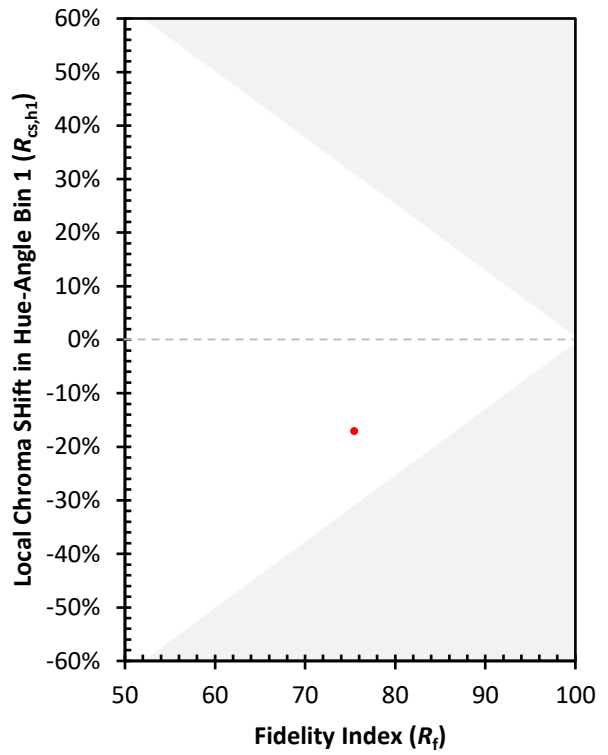
CES01 = 86	CES26 = 68	CES51 = 87	CES76 = 63
CES02 = 63	CES27 = 90	CES52 = 85	CES77 = 79
CES03 = 31	CES28 = 87	CES53 = 78	CES78 = 66
CES04 = 71	CES29 = 71	CES54 = 86	CES79 = 87
CES05 = 50	CES30 = 85	CES55 = 84	CES80 = 85
CES06 = 52	CES31 = 74	CES56 = 75	CES81 = 67
CES07 = 42	CES32 = 66	CES57 = 75	CES82 = 93
CES08 = 41	CES33 = 80	CES58 = 76	CES83 = 91
CES09 = 29	CES34 = 79	CES59 = 85	CES84 = 89
CES10 = 77	CES35 = 89	CES60 = 90	CES85 = 72
CES11 = 60	CES36 = 93	CES61 = 81	CES86 = 59
CES12 = 66	CES37 = 88	CES62 = 91	CES87 = 77
CES13 = 43	CES38 = 93	CES63 = 77	CES88 = 79
CES14 = 74	CES39 = 97	CES64 = 67	CES89 = 65
CES15 = 72	CES40 = 93	CES65 = 66	CES90 = 80
CES16 = 48	CES41 = 93	CES66 = 63	CES91 = 80
CES17 = 51	CES42 = 89	CES67 = 61	CES92 = 55
CES18 = 57	CES43 = 78	CES68 = 68	CES93 = 72
CES19 = 73	CES44 = 99	CES69 = 78	CES94 = 48
CES20 = 67	CES45 = 85	CES70 = 63	CES95 = 66
CES21 = 88	CES46 = 81	CES71 = 61	CES96 = 76
CES22 = 80	CES47 = 86	CES72 = 86	CES97 = 81
CES23 = 92	CES48 = 74	CES73 = 56	CES98 = 76
CES24 = 91	CES49 = 79	CES74 = 93	CES99 = 64
CES25 = 73	CES50 = 86	CES75 = 66	



Color Rendition by Hue-Angle Bin



Measure Comparisons



(END OF REPORT)